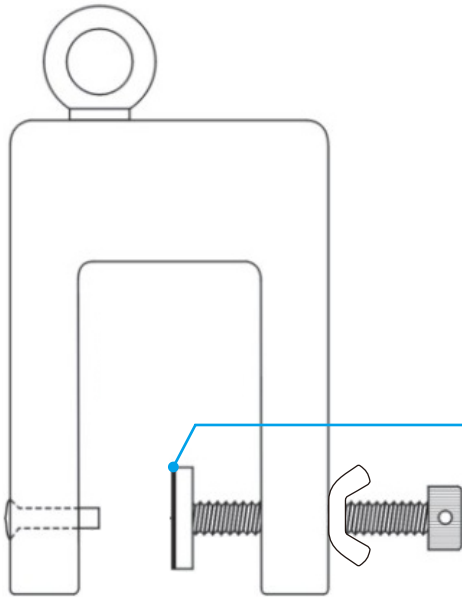


基本資訊 Basic Information

SUNWAY Stone Lifter 吊石碼

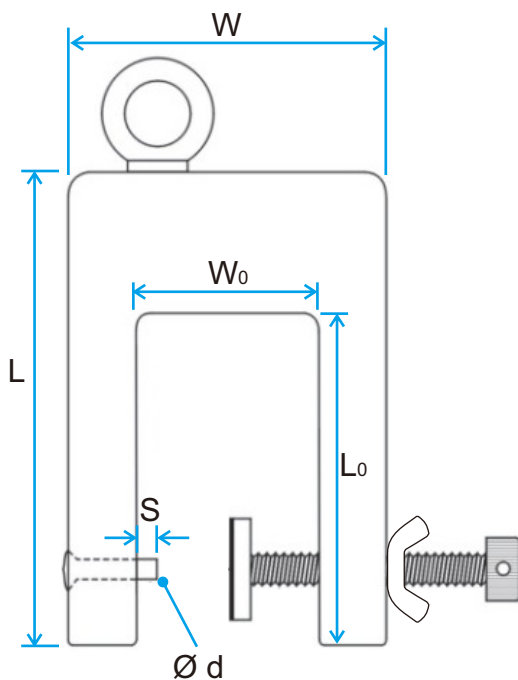


Features:

- A effective tool to lift the stone panels safely
能有效協助工人安全吊起石材。
- Two sizes are available for different thickness of stone
兩款不同尺寸，用以吊起不同厚度的石材。

1mm thick plastic plate to protect the stone surface.
1mm 膠墊以保護石材表面。

尺寸 Dimensions



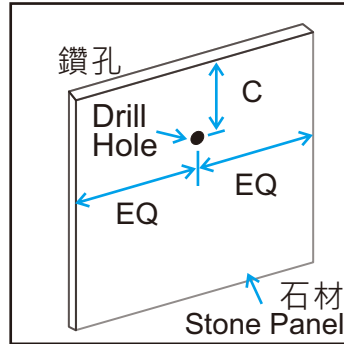
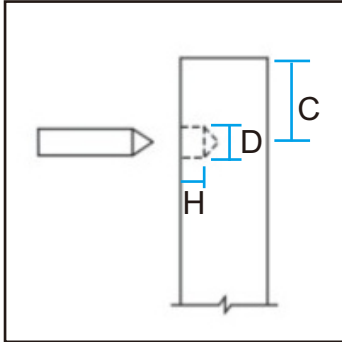
詳細尺寸 Detailed Dimensions

	SW-SL-Small	SW-SL-Large
W(mm)	150	173
W ₀ (mm)	70	95
L(mm)	203	225
L ₀ (mm)	140	160
S(mm)	8	10
Ø d(mm)	10	10

Drawing for reference only

March 2019

①

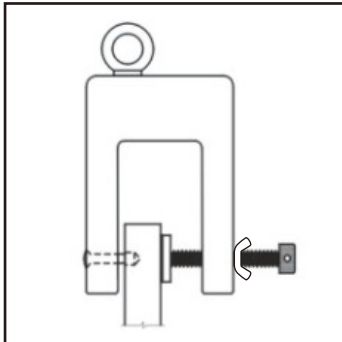


Drill a hole on the middle of stone panel.
在石材的中間位置鑽孔。

安裝參數
Installatin Parameters

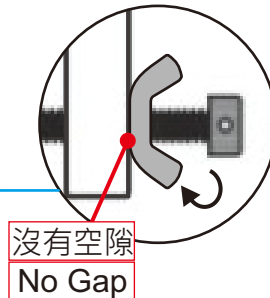
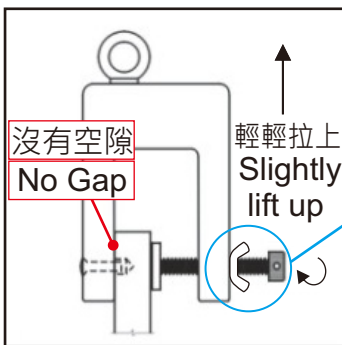
	SW-SL-Small	SW-SL-Large
鑽孔直徑 Drill Hole Dimeter D (mm)	11	11
鑽孔深度 Drill Hole Depth H (mm)	8	10
最低邊距 Min. Edge Distance C (mm)	80	90

②



Make sure the hole on the stone panel matching up the snag.
確定鑽孔能對上吊石碼的鉤。

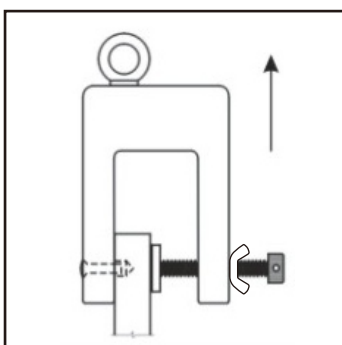
③



Tighten up the screw. By using visual inspection, ensure there is no gap between the stone lifter and stone surface. And then, tighten the safety wing nut. Afterwards, slightly lift up the stone to do the double-check.

收緊螺絲，目測以確定吊石碼及石材表面中間並沒有空隙，然後扭緊蝶形螺母，之後便可輕拉石材作檢查。

④



After ensure the stone has been fixed by stone lifter, can fully lift up the stone panel.

在確定吊石碼已繫穩石材後，可完全提起石材。