

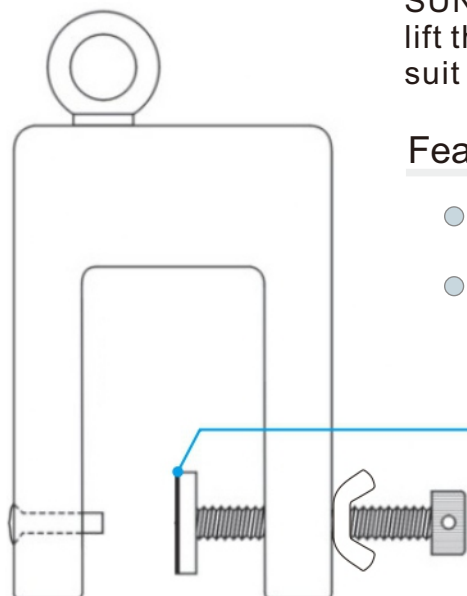
基本資訊 Basic Information

SUNWAY Stone Lifter 吊石碼 (SW-SL)

SUNWAY SW-SL Stone Lifter is an effective tool to lift the stone panels safely, two sizes are available to suit different thickness's stone panels.

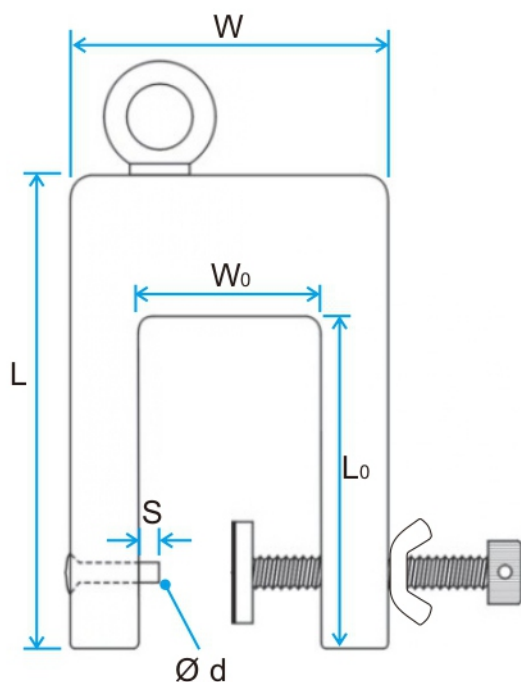
Features:

- A effective tool to lift the stone panels safety
- Two sizes are available for different thickness of stone



1mm thick plastic plate to protect the stone surface.

尺寸 Dimensions



Detailed Dimensions

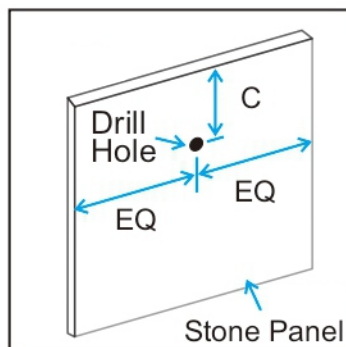
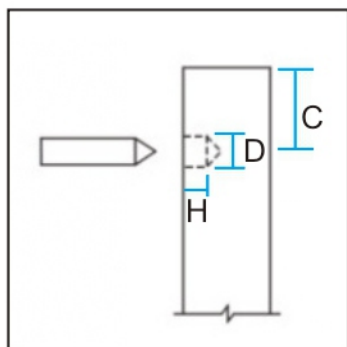
	SW-SL-Small	SW-SL-Large
W(mm)	140	173
W ₀ (mm)	70	95
L(mm)	200	225
L ₀ (mm)	140	160
S(mm)	10	10
Ø d(mm)	10	10

Drawing for reference only
August 2021

使用方法 User Guide

SUNWAY Stone Lifter 吊石碼 (SW-SL)

①

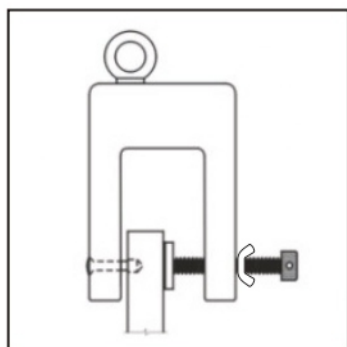


Drill a hole on the middle of stone panel.

Installation Parameters

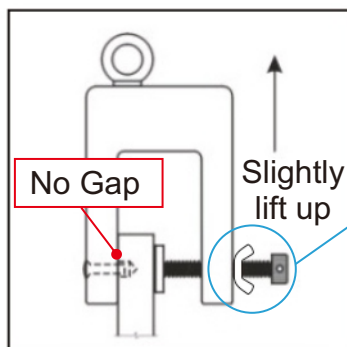
	SW-SL-Small	SW-SL-Large
Drill Hole Diameter D (mm)	11	11
Drill Hole Depth H (mm)	8	10
Min. Edge Distance C (mm)	80	90

②

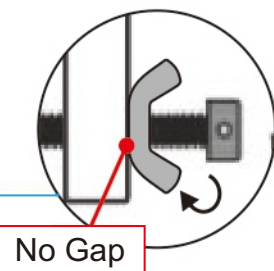


Make sure the hole on the stone panel matching up the snag.

③

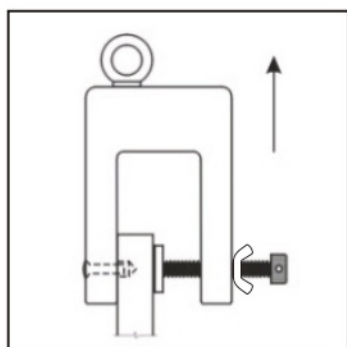


Slightly lift up



Tighten up the screw. By using visual inspection, ensure there is no gap between the stone lifter and stone surface. And then, tighten the safety wing nut. Afterwards, slightly lift up the stone to conduct the double-check.

④



After ensure the stone has been fixed by stone lifter, can fully lift up the stone panel.

Drawing for reference only

August 2021